

Recall: $\gamma \in C^\infty(p, q) := \{ \gamma: [a, b] \rightarrow M \mid \gamma(a) = p, \gamma(b) = q \}$

$$l(\gamma) := \int_a^b |\dot{\gamma}(t)| dt, \quad E(\gamma) := \int_a^b \langle \dot{\gamma}(t), \dot{\gamma}(t) \rangle dt$$

proved: γ is stationary for $E \Leftrightarrow \nabla_t \dot{\gamma} = 0$ (geodesic eqn.)

observe (1) $l(\gamma) = l(\gamma \circ \varphi)$ for any reparam. $\varphi: [a, b] \xrightarrow{\cong} [a, b]$.

(2) geodesics have constant speed: $\nabla_t \langle \dot{\gamma}(t), \dot{\gamma}(t) \rangle = 2 \langle \underbrace{\nabla_t \dot{\gamma}(t)}_{=0}, \dot{\gamma}(t) \rangle$

Spse γ a geod., $\{ \gamma_s \in C^\infty(p, q) \}_{s \in (-\varepsilon, \varepsilon)}$ s.t. $\gamma_0 = \gamma$, $\partial_s \gamma_s|_{s=0} =: \eta \in T(\gamma^* TM)$.

WLOG, reparametrize each γ_s s.t. $v_s := |\dot{\gamma}_s(t)|$ indep. of t for each s .

$$\begin{aligned} \text{Now } \frac{d}{ds} l(\gamma_s) \Big|_{s=0} &= \int_a^b \frac{\partial}{\partial s} \sqrt{\langle \dot{\gamma}_s(t), \dot{\gamma}_s(t) \rangle} \Big|_{s=0} dt \\ &= \int_a^b \frac{1}{\sqrt{\langle \dot{\gamma}_0(t), \dot{\gamma}_0(t) \rangle}} \frac{\partial}{\partial s} \langle \dot{\gamma}_s(t), \dot{\gamma}_s(t) \rangle \Big|_{s=0} dt = \frac{1}{v_0} \frac{d}{ds} E(\gamma_s) \Big|_{s=0} = 0. \end{aligned}$$

con: γ is geodesic \Leftrightarrow it has constant speed & is stationary for l .

□

normal coordinates


defn: Call a metric g on \mathbb{R}^n flat if its cpnt

$g_{ij} = \langle \partial_i, \partial_j \rangle$ are constant.

coord. change $(g_{ij}) = (\eta_{ij}) := \begin{pmatrix} 1 & & & \\ & \dots & & \\ & & -1 & \\ & & & \dots & \\ & & & & -1 \end{pmatrix}$ "signature (k, l) "

Q: Given any ps-Riem. mfd (M, g) of signature (k, l)
 $\times p \in M$, can we choose coords. near p st.

$$g_{ij} \approx \eta_{ij}!$$

idea:  Choose an O-N basis X_1, \dots, X_n of $T_p M$,
defn. a chart near p as inverse of

$$\mathbb{R}^n \xrightarrow{\text{open}} \mathcal{O} \xrightarrow{\cong} \mathcal{U} \xrightarrow{\text{open}} M : (t^1, \dots, t^n) \mapsto \exp_p(\sum t^i X_i).$$

rays from \mathcal{O} in \mathbb{R}^n \leftrightarrow geodes. from p in M

In coords., each ray from \mathcal{O} in \mathbb{R}^n = flow line of a const. vector field

\Rightarrow any vec. fld $Y \in \mathfrak{X}(M)$ w/ const. cpnt. near p ,

$\nabla_{Y(p)} Y = 0$ since \exists a geod. γ w/ $\dot{\gamma}(0) = Y(p)$ that is a flow line of Y . In particular,

$$0 = \nabla_{\partial_i + \partial_j} (\partial_i + \partial_j) \Big|_p = \underbrace{\nabla_i \partial_i}_{=0} + \underbrace{\nabla_j \partial_j}_{=0} + \underbrace{\nabla_i \partial_j}_{\Gamma_{ij}^k \partial_k} + \underbrace{\nabla_j \partial_i}_{\Gamma_{ji}^k \partial_k} \Big|_p$$

$\Rightarrow \Gamma_{ij}^k(p) + \Gamma_{ji}^k(p) = 0 \xrightarrow{\text{symmetry of } \nabla} \Gamma_{ij}^k(p) = 0.$

Since $X_1, \dots, X_n \in T_p M$ are O-N,

$$g_{ij}(p) = \langle \partial_i, \partial_j \rangle_p = \eta_{ij}$$

$$\partial_k g_{ij}(p) = \partial_k \langle \partial_i, \partial_j \rangle_p = \langle \underbrace{\nabla_k \partial_i}_{=0}, \partial_j \rangle + \langle \partial_i, \underbrace{\nabla_k \partial_j}_{=0} \rangle \Big|_p = 0.$$

thm: In these coords. ("Riemann normal coords"), cpnts g_{ij} of metric satisfy $g_{ij}(p) = \eta_{ij}$ & $\partial_k g_{ij}(p) = 0 \forall i, j, k.$

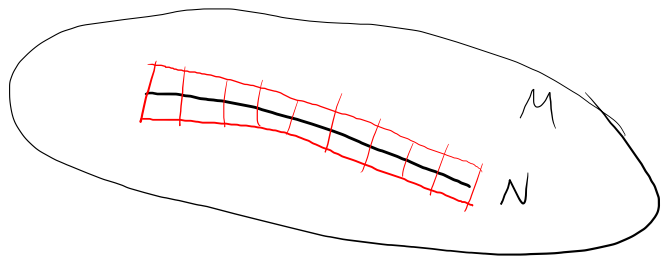
nb: Curvature \Rightarrow can't do this for 2nd derivatives!

EX ("tubular nbhd thm"): Given a cpct submfld
 $N \subseteq M$ ($\partial N = \partial M = \emptyset$), choose Riem. metric on M .

prove: for $\varepsilon > 0$ suff. small, the map

$$\left\{ X \in (TN)^\perp \subseteq TM|_N \mid |X| < \varepsilon \right\} \xrightarrow{\exp} M$$

is a diffeo. onto a nbhd of N , sending 0-section of $(TN)^\perp$ to N .

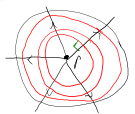


shortest paths return pts.

then: (M, g) a Riem. mfd, $p \in M$, \exists a subset $U \subseteq M$
of p s.t. $\forall q \in U$, $\exists!$ geodesic segment

$\gamma: [0, 1] \rightarrow M$ from $\gamma(0) = p$, $\gamma(1) = q$ that is shorter
than all other paths from p to q (except reparam. of γ).

idea: Fix $\varepsilon > 0$ small s.t. $O := \{X \in T_p M \mid |X| < \varepsilon\} \xrightarrow{\exp} M$
is an embedding. For $r > 0$ small, consider sphere



$$\Sigma_r := \{\exp_p(X) \mid X \in O, |X|^2 = r\}$$

Stokes lemma: The geodesics emerging from p
hit the sphere Σ_r orthogonally.

Pr: Spec $q := \exp_p(X) \in \Sigma_r$, $Y \in T_q \Sigma_r$.

To show: $\langle \frac{d}{ds} \exp_p(sX) \Big|_{s=1}, Y \rangle = 0$.

$Y = \partial_t \exp_p(X(t)) \Big|_{t=0}$ for some path $X(t) \in T_p M$

$$\text{w. } |X(t)|^2 = r.$$

Let $f(s, t) := \exp_p(sX(t)) \in M$, so

$$\partial_s f(1, 0) = \frac{d}{ds} \exp_p(sX) \Big|_{s=1}, \quad \partial_t f(1, 0) = Y.$$

main claim: $\langle \partial_s f, \partial_t f \rangle = 0$.

$f(0, t) = p \quad \forall t \Rightarrow \partial_t f(0, t) = 0 \Rightarrow$ claim is true
at $s=0$.

$$\partial_s \langle \partial_s f, \partial_t f \rangle = \langle \nabla_s \partial_s f, \partial_t f \rangle + \langle \partial_s f, \nabla_s \partial_t f \rangle$$

"0 (geod. eqn.)"

$$= \langle \partial_s f, \nabla_t \partial_s f \rangle = \frac{1}{2} \partial_t \langle \partial_s f, \partial_s f \rangle.$$

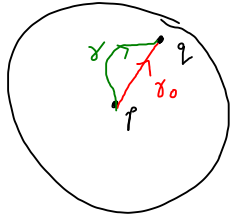
Each geod. $s \mapsto f(s, t)$ has const. speed²

$$\langle \partial_s f(s, t), \partial_s f(s, t) \rangle = \langle \partial_s f(0, t), \partial_s f(0, t) \rangle = \langle X(t), X(t) \rangle$$

$$= r \quad (\text{indep. of } t!)$$

$$\Rightarrow \partial_s \langle \partial_s f, \partial_t f \rangle = 0 \Rightarrow \langle \partial_s f, \partial_t f \rangle = 0.$$

pf of thm on shortest paths:



Assume $\gamma = \exp_r(X)$ for $|X|^2 = r$

let $\gamma_0(t) = \exp_r(tX)$, $t \in [0, 1]$,

$$\Rightarrow l(\gamma_0) = \sqrt{r}.$$

Assume $\gamma(t) = \exp_r(\rho(t)X(t))$

s.t. $\rho(t) > 0$ (for $t > 0$), $|X(t)|^2 = r$,

$\rho(1) = 1$, $X(1) = X$, $\lim_{t \rightarrow 0} \rho(t) = 0$.

$\gamma(t) = f(\rho(t), t)$ for $f(s, t) = \exp_r(sX(t))$,

$$\Rightarrow |\dot{\gamma}(t)|^2 = \left| \partial_s f(\rho(t), t) \frac{d\rho}{dt} + \partial_t f(\rho(t), t) \right|^2$$

$$= \underbrace{|\partial_s f(\rho(t), t)|^2}_{\text{"r"}} \cdot |\dot{\rho}(t)|^2 + |\partial_t f(\rho(t), t)|^2$$

$\geq r |\dot{\rho}(t)|^2$, strict ineq. unless γ is a reparam. of γ_0 .

$$\Rightarrow l(\gamma) > \int_0^1 \sqrt{r} |\dot{\rho}(t)| dt \geq \sqrt{r} \int_0^1 \dot{\rho}(t) dt = \sqrt{r} = l(\gamma_0).$$

